

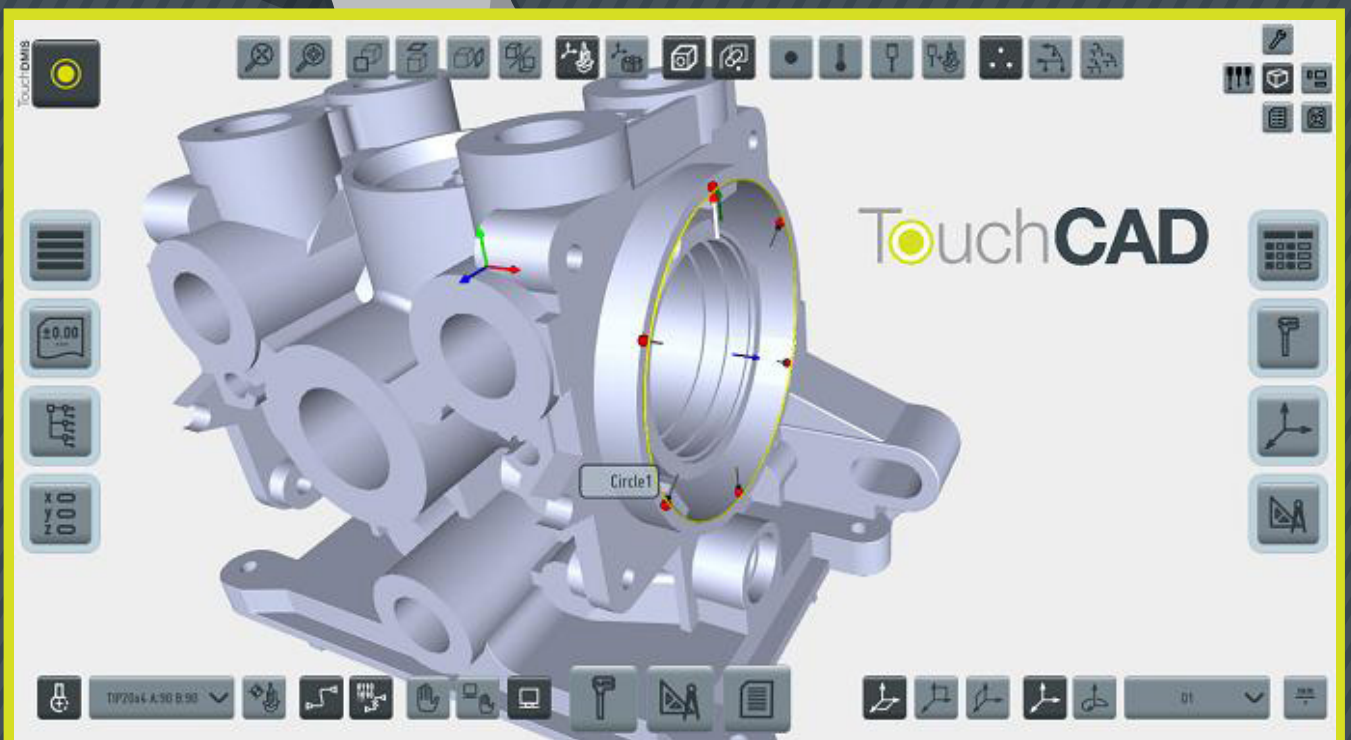
TouchDMIS

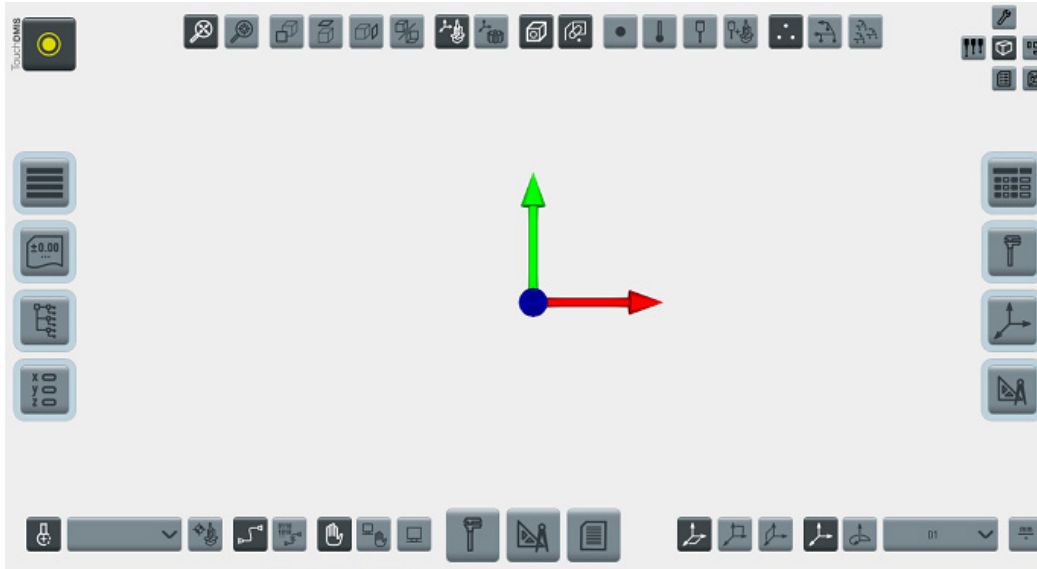


TouchDMIS

One Touch Measurement

Metrology Power with Simplicity

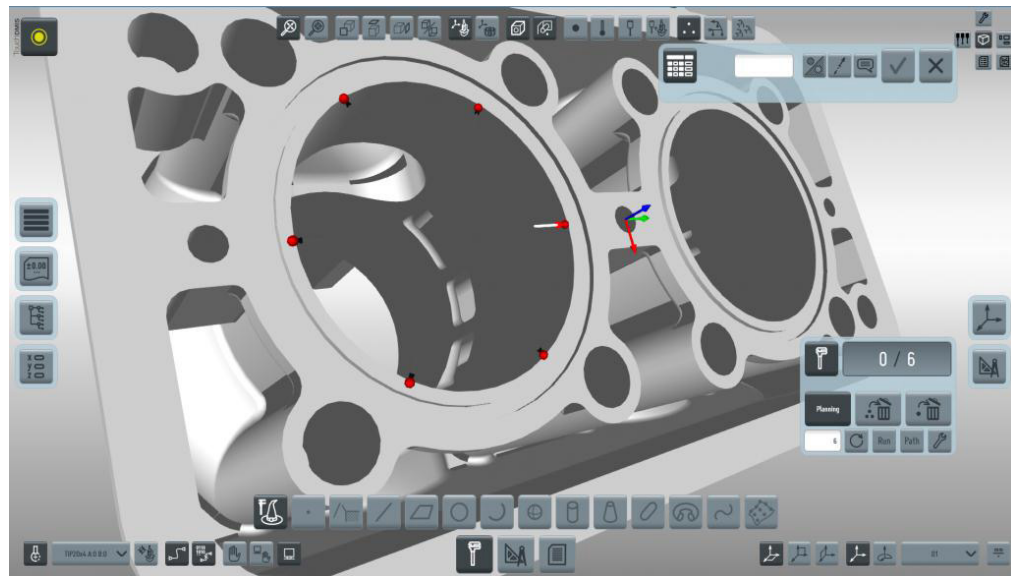




The minimalistic user interface of TouchDMIS has been ergonomically developed to provide maximum productivity for both novice and expert CMM user and utilizes the latest Touch Technology platforms. TouchDMIS incorporates floating toolbars to maximize the graphics area with the principle software functionality accessed via eight large Function Buttons. TouchDMIS has no drop-down menus, no stacked toolbars, and all functionality is simply accessed with a single Touch.

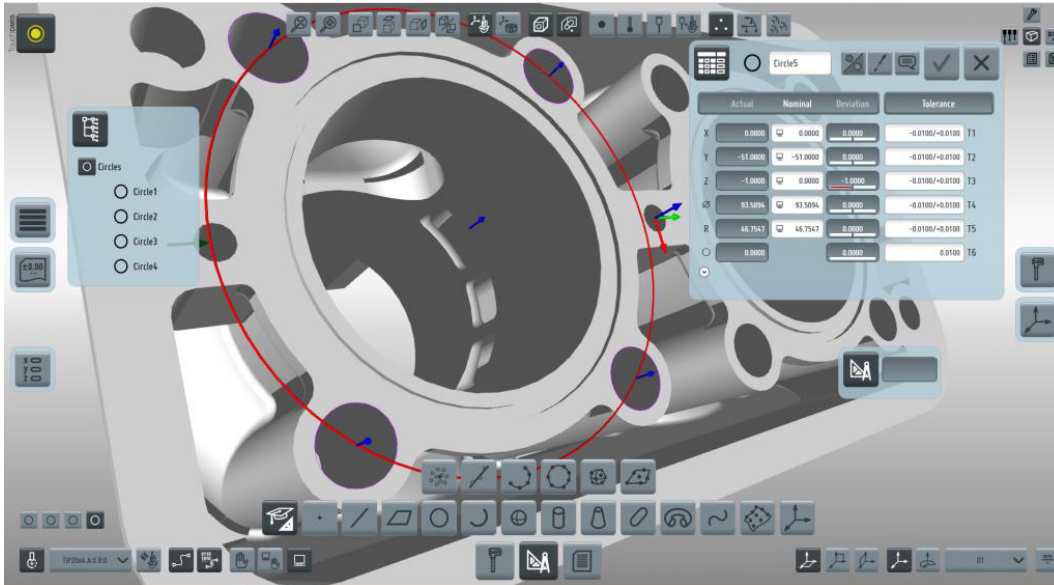
TouchDMIS represents full functional CMM software with seamless CAD integration that can be learnt in just a few hours. CMM productivity is immediately measurable with TouchDMIS the new benchmark in CMM software usability.

Engineered to International Standards offering both DMIS and I++ compliance TouchDMIS offers CMM users a seamless transition path from older CMM software's.



- Measurement Wizard
- One Touch Inspection
- Auto Feature Projection
- One Touch Tolerancing
- One Touch CAD selection
- Relative Measurement for thin wall parts
- Thru-View Windows
- Form Error Histogram
- Flip Window to Settings
- Automatic Part Program Generation
- Graphical Display of Measured Features





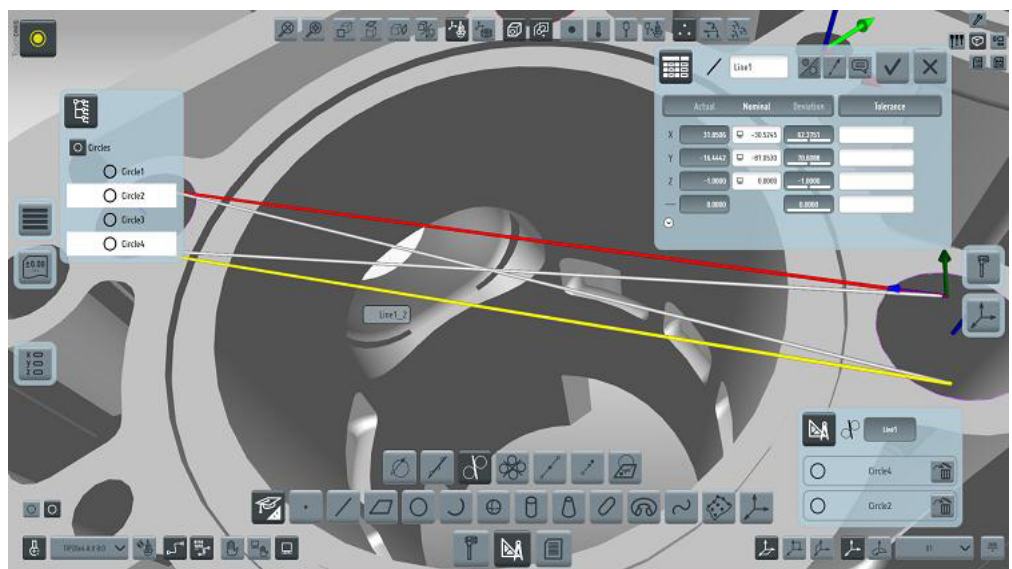
The Construction Professor on the Construct Toolbar is launched by default and the Result Window opened upon selection of the Construct Button ; a dynamic toolbar showing available construction options for selected measured features is displayed. A graphical image of the selected construction feature is displayed offering One Touch Feature construction and the Feature result displayed in the open Result Window.



Measured Features can be either touch selected from the graphics or selected from the Hierarchic Window launched by selection of the Hierarchic Button.

Selected Features automatically populate the open Construction Window providing Touch Feature Construction.

The Construction Professor can be switched off at any time by selecting the Construct Feature Button and selecting the required Construction Button.

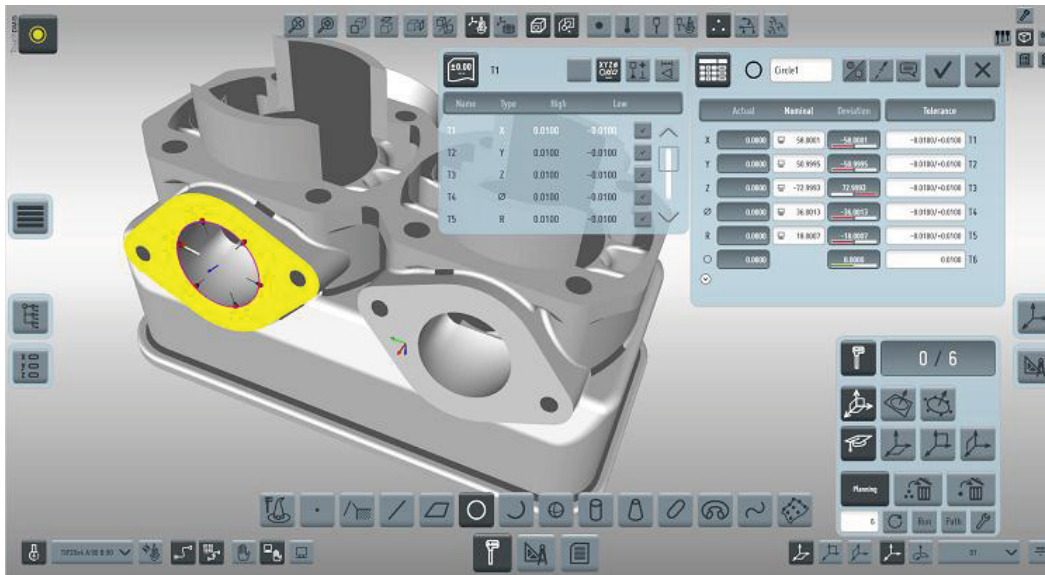


Finger Friendly Metrology Software

- Construction Professor Toolbar
- One Touch Feature Construction
- Construction Windows only accept metrology legal Features
- Dynamic graphical display of Constructed Feature
- Hierarchal Database of Features
- Construction using points of previously measured Features
- Datum Construction Wizard
- 6 Point Best Fit with iteration
- Feature Stack with graphical selection
- Multiple option Feature graphical selection



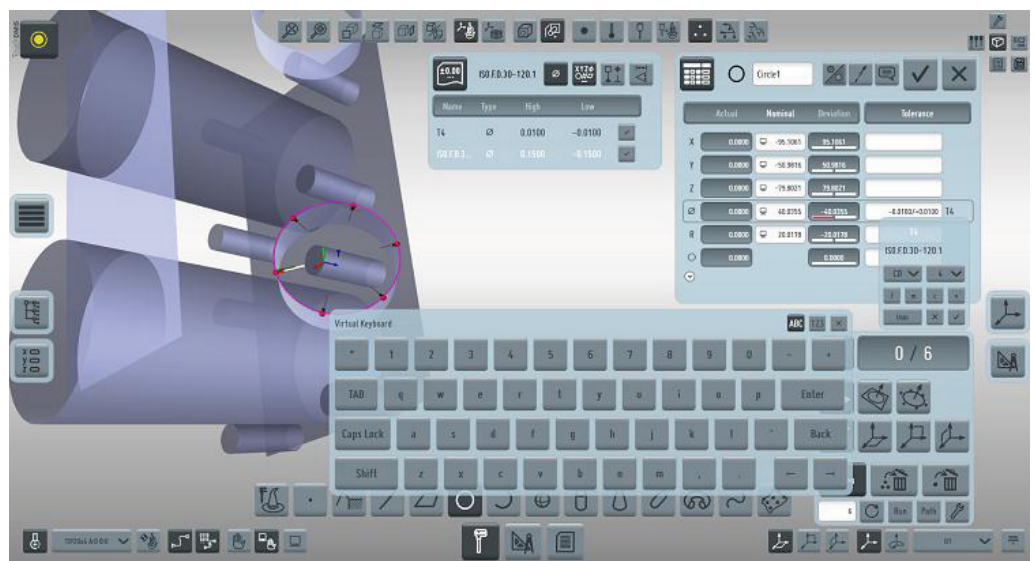
Touch2TOLERANCE



Selection of the Tolerance Button launches the Tolerance Table Window and displays default tolerances imported at TouchDMIS start-up. The Tolerance Window displays tolerances for Features | Geometry | Angles & Lengths. Table selection is via Flip Buttons which 'flip' the Window to the selected table. To tolerance a Feature select a tolerance for the required parameter from the table; a graphic displaying deviation reports actual v tolerance result.

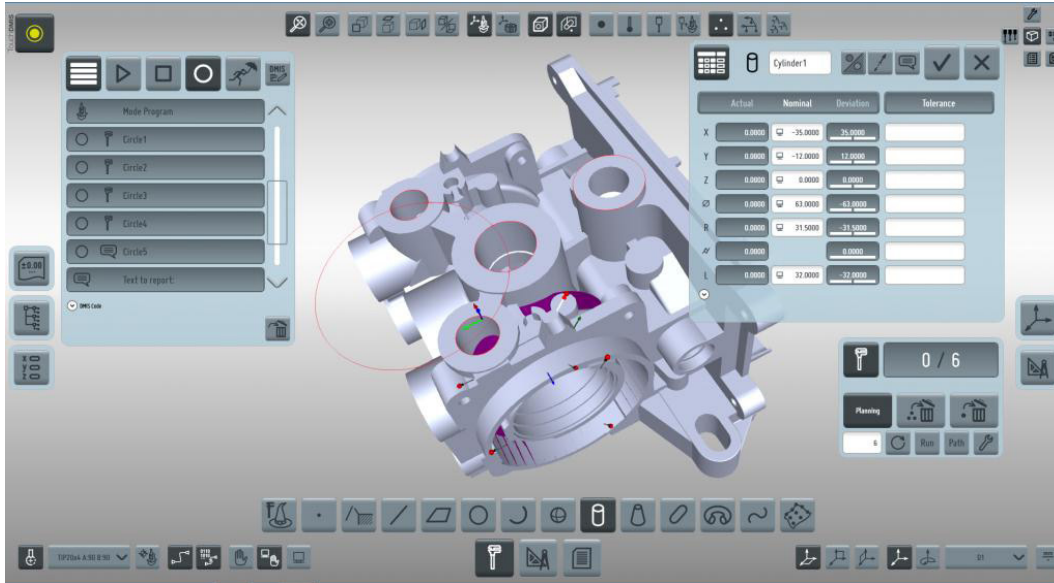
Quick search of the Tolerance Table is available by selecting the parameter label on left area of the Result Window; this action updates the tolerance table and displays all available tolerances for the selected parameter only.

A previously undefined tolerance can be added directly to the Result Window field and is automatically added to the Tolerance Table. DIN ISO 2768 Tolerances can be added by selecting the region right of the parameter input field. Automatic pop-up of Virtual keyboard.



Touch Input - Fast & Convenient

- One Touch Tolerancing
- Default Table with commonly used Tolerances
- Table displays | Name | Feature Icon | High Tol. | Low Tol.
- Easy to add new Tolerances
- Customize Tolerance Labels
- Table sort by Tolerance type
- DIN ISO 2768 Tolerance selection
- Material Condition Modifiers with Multiple Features
- Automatic pop-up of Virtual Keyboard
- Default tolerance entry by Feature type
- Addition of customer specific Tolerance Tables

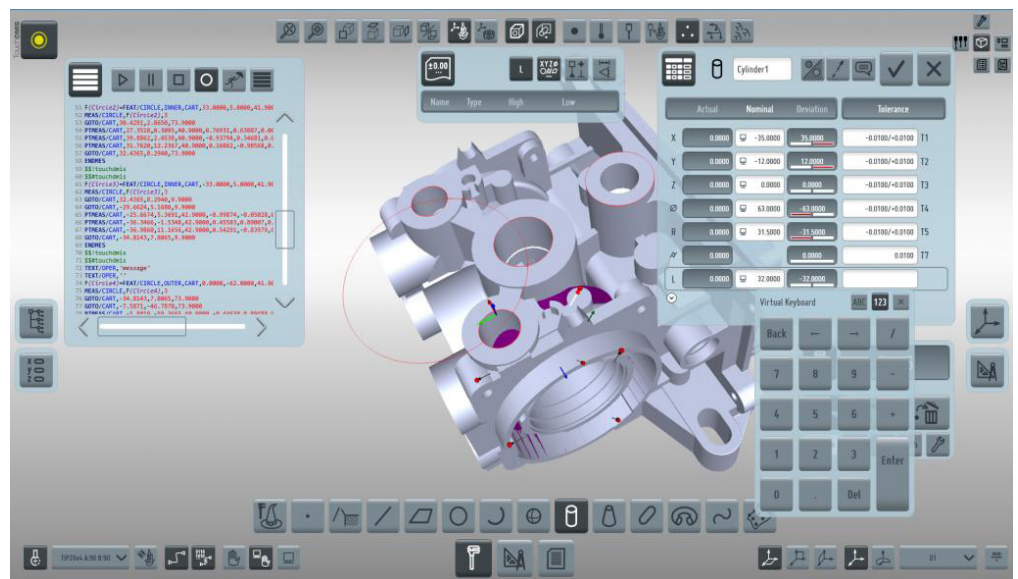


Selection of the Block Program Button launches the Block Program Window. The CMM inspection Part Program is displayed as Iconized Program Blocks. Each block is defined by a Feature Icon, Action Icon, Feature Label and Statement.

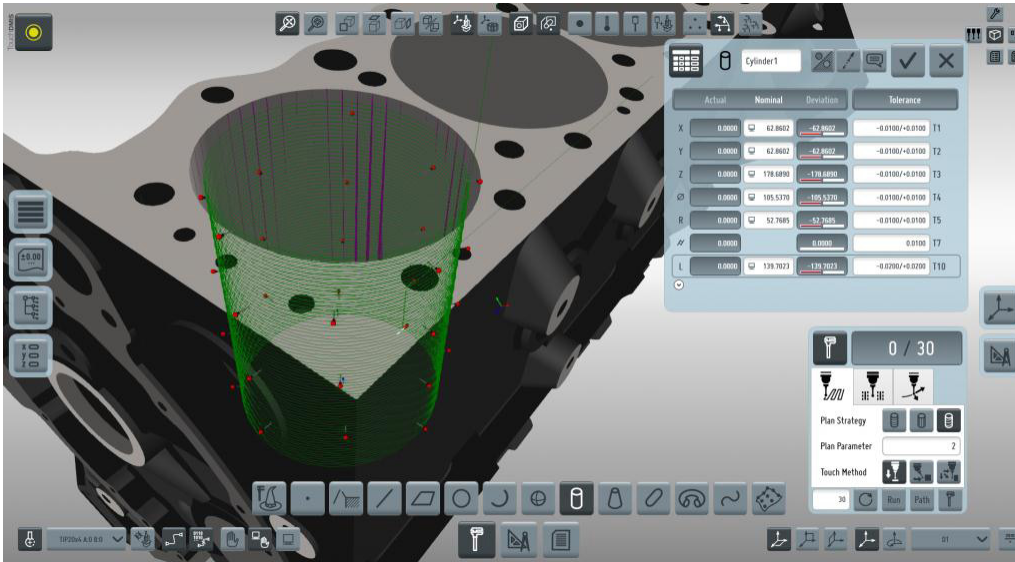
The Block Program provides a user readable summary of the underlying high level program code negating the need for interaction with the DMIS CMM programming language.

Expert CMM Programmers are provided access to the underlying DMIS code allowing high level programming by selecting the 'Flip Button' switching to the DMIS View window. DMIS code for an individual program block can be viewed providing a rapid editing capability.

CMM Go-To positions can be added using to the Go-TO DRO Window or by using the 'Touch-Drag' CMM Motion Disc. All measurements can be simulated off-line before committing to the inspection part program via the Result Window.



- No programming skills required
- DMIS Programming Language
- Iconized Program Block View
- Quick access to selected Block DMIS Language
- Flip Button to access DMIS Programming Language Window
- Dry Run Program Button
- Run program from any line
- Program Play | Pause | Stop | Record Buttons
- Probe Path Strategy and Path Editing with Touch-Drag Disc
- Probe Path visualization with full measurement simulation
- Program import from older DMIS CMM software's

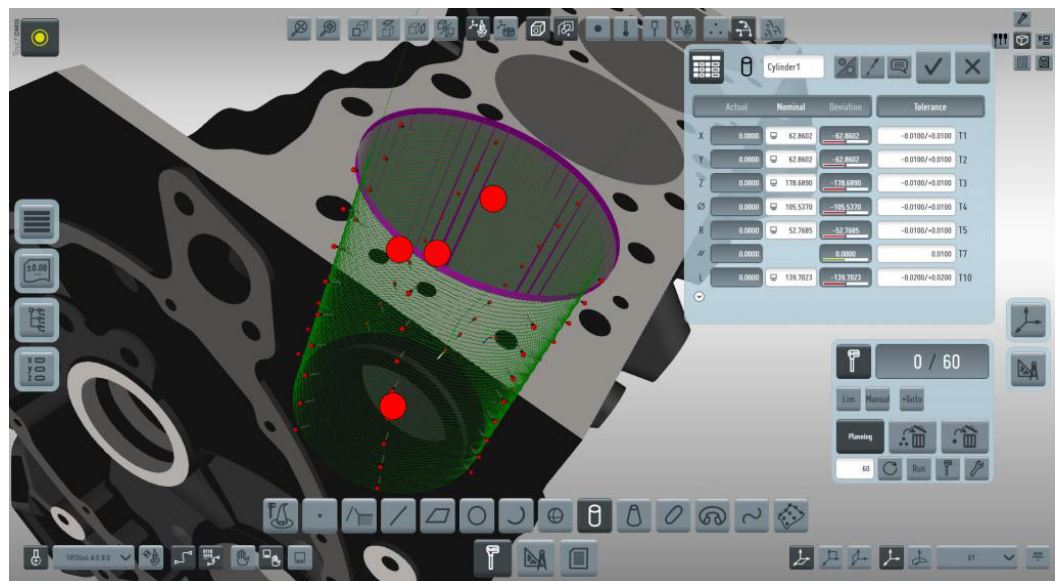


CAD has traditionally added complexity to CMM programming. The optional TouchCAD module of TouchDMIS simplifies CMM programming and introduces touch screen manipulation of the CAD model using gesture commands.

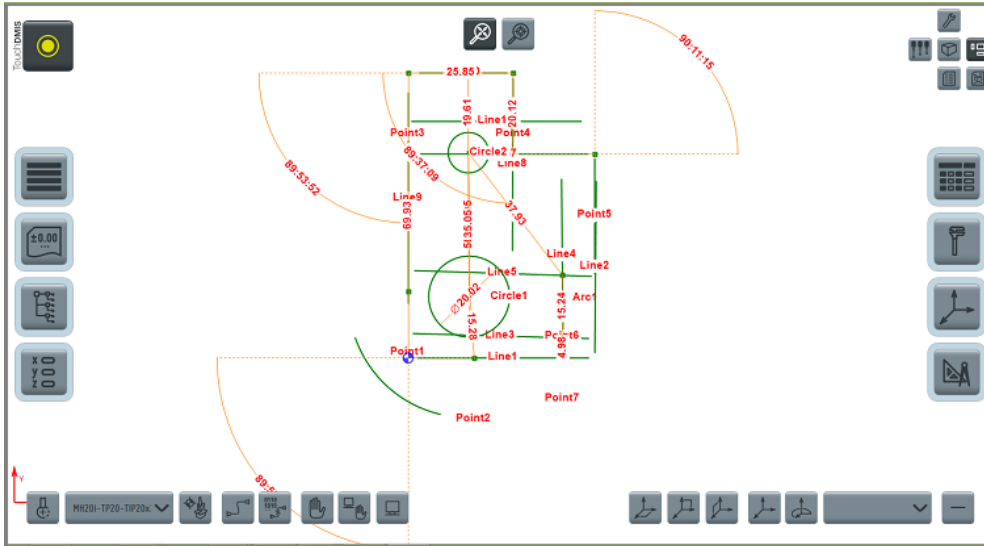
CAD entities are simply selected from the CAD model with a single touch, vectors can be flipped and features switched from inner to outer feature with a further touch.

Selection of CAD features has never been so fast and easy. STEP and IGES file formats are supported as standard and native geometry import of all major CAD systems is also optionally available.

Selected 3D features can be viewed transparent to aid probe path planning. Probe path planning strategies can be touch selected from the Measurement Window and the individual Probe path amended by using the red 'Touch-Drag' Path Discs allowing adjustment to avoid key-ways, grooves and obstructions.



- One Touch Feature extraction
- STEP & IGES CAD import format
- STEP CAD export format
- Optional native import for all major CAD software's
- Efficient handling of ultra large CAD files
- CAD transparencies to aid visualization
- One Touch vector flipping
- Feature dependant probe path strategies selection
- Touch-Drag Disc for probe path adjustment
- Comprehensive off-line program simulation
- Renishaw Probe library including PH10, PH20



TouchDMIS offers a choice of Inspection Reports all linked to the core of TouchDMIS and providing real-time reporting.

Blueprint Reporting is a unique shop-floor friendly method of creating intuitive reports and correlate to the original part Blueprint. The screen displays a graphical representation of the Part under inspection; dimensions can be extracted directly from the graphics and displayed in blueprint format similar to dimensioning in CAD.

The Result Windows displays the measured result before execution to the program and assigned reports. A graphical display immediately indicates feature status.

Inspection data can be reported in a traditional tabulated report or 3D graphical report. All reports are accessed using swipe screen gestures or via buttons in the View Port Cluster located in the top right corner.

XML, Excel, SPC & PDF output complete the flexible reporting options available in TouchDMIS.

Component inspection report

Name: ... Date of measurement: 28.6.2012 14:02:56 Directory: C:\Users\jard\Documents\Tospen\Tospen\... Drawing number: Page 2/1

Measured by: ... Part number: ... Part: Metrology Software s.r.o., Štefáňská 44, Praha 10, 102 00, Czech Republic

Plane	Plane	Actual	Nominal	Difference
X	12.74	12.73	0.04	-0.01
Y	12.44	12.42	0.04	-0.02
Z	-2.08	-2.10	0.02	-0.02
I	0.00	0.00	0.00	0.00
J	0.00	0.00	0.00	0.00
K	0.00	0.00	0.00	0.00
L	0.00	0.00	0.00	0.00

Plane	Plane	Actual	Nominal	Difference
X	12.74	12.74	0.04	-0.08
Y	12.44	12.44	0.04	-0.08
Z	-2.08	-2.08	0.04	-0.08
I	0.00	0.00	0.04	-0.08
J	0.00	0.00	0.04	-0.08
K	0.00	0.00	0.04	-0.08
L	0.00	0.00	0.04	-0.08

Plane	Plane	Actual	Nominal	Difference
X	12.74	12.74	0.04	-0.08
Y	12.44	12.44	0.04	-0.08
Z	-2.08	-2.08	0.04	-0.08
I	0.00	0.00	0.04	-0.08
J	0.00	0.00	0.04	-0.08
K	0.00	0.00	0.04	-0.08
L	0.00	0.00	0.04	-0.08

“Reporting CMM data has never been so easy”

- Blueprint Reporting
- Tabulated Reports
- Graphical Reports
- XML & Text output formats
- Dynamic updating of reports
- Fully flexible report options
- G D & T icons for fast report interpretation
- Live screen snaps
- Dynamic language switching
- One Touch Report customization



TouchCMM



Come Touch the Future... Smart & Simple

Touch technology is revolutionizing human interaction to complex devices providing faster, simpler, more intuitive user solutions. Touch technology is now available for Coordinate Measuring Machines with the next generation of metrology software....
TouchDMIS



Low Cost... High Performance... The new CMM value

TouchDMIS is available for Portable, Manual and CNC Coordinate Measuring Machines and at a fraction of the cost of traditional CMM software's; the optional CAD module provides seamless integration with design data. TouchDMIS can be supplied as an upgrade to your existing CMM or supplied with your next new CMM.



The New Standard... Built on Standards

TouchDMIS is the new standard in metrology software usability and embraces all of the metrology standards developed over the past decade; DMIS programming Language ISO 22093; Tolerancing ISO 2768; CAD File Import-Export STEP ISO 10303; CMM Calibration ISO 10360; I++ DME Communication Protocol.



CNC Choice

Available with Renishaw UCC, Pantec Eagle or DEVA CNC Controller the choice is yours; full integration to Renishaw PH20 5 axis CMM technology provides additional CMM productivity.

Unlock your CMM

CMM software's have for too long been overly complex with long training period and extensive learning curves. TouchDMIS changes this with half day training and immediate productivity. No more CMM guru's!!!!



The Future of the CMM is Here... NOW

www.touchdmis.com



TouchDMIS

One Touch Measurement

TouchDMIS is the product of Next Metrology Software Company s.r.o



Request a Live Demo